

42 200m Individual Medley Women Final

Official

13NZR 13 Years New Zealand Short Course Record **2:20.37** 2013-10-02 Mya Rasmussen
KIWMN

14NZR 14 Years New Zealand Short Course Record **2:16.15** 2017-10-04 Brearna Crawford
MAGAK























NZR Open New Zealand Short Course **2:07.78** 2020-11-15 Helena Gasson

Show more

☰ Qualified 1/2 ☰ Heats 🏊 Summary

Total

Rank	Competitor	Age	Club	RT	PTS	Result
1	 McCarthy Gina	22	 Hamilton Aq...	0.75		2:10.74 Entry: 2:14.98 (-4.24)
	25m: 13.41	50m: 29.24 (15.83)	75m: 46.11 (16.87)			
	100m: 1:01.78 (15.67)	125m: 1:20.06 (18.28)	150m: 1:38.91 (18.85)			
	175m: 1:55.34 (16.43)	200m: 2:10.74 (15.40)				
2	 Pratt-Smith Zyleika	20	 Coast Swi...	0.72		2:12.88 Entry: 2:17.18 (-4.30)
	25m: 13.14	50m: 29.20 (16.06)	75m: 46.51 (17.31)			
	100m: 1:02.95 (16.44)	125m: 1:21.93 (18.98)	150m: 1:41.19 (19.26)			
	175m: 1:57.71 (16.52)	200m: 2:12.88 (15.17)				
3	 Crawford Brearna	21	 Waitakere ...	0.65		2:13.03 Entry: 2:15.39 (-2.36)
	25m: 12.95	50m: 28.65 (15.70)	75m: 46.18 (17.53)			
	100m: 1:03.47 (17.29)	125m: 1:21.21 (17.74)	150m: 1:40.44 (19.23)			
	175m: 1:57.68 (17.24)	200m: 2:13.03 (15.35)				
4	 McLellan (V) Eloise	14	 Australia	0.71		2:15.37 Entry: 2:16.17 (-0.80)
	25m: 13.54	50m: 29.90 (16.36)	75m: 47.76 (17.86)			
	100m: 1:04.34 (16.58)	125m: 1:24.17 (19.83)	150m: 1:44.29 (20.12)			
	175m: 2:00.48 (16.19)	200m: 2:15.37 (14.89)				
5	 Cowen Melissa	19	 North Shor...	0.69		2:16.22 Entry: 2:18.52 (-2.30)
	25m: 13.24	50m: 29.40 (16.16)	75m: 47.74 (18.34)			
	100m: 1:05.30 (17.56)	125m: 1:24.44 (19.14)	150m: 1:43.74 (19.30)			
	175m: 2:00.67 (16.93)	200m: 2:16.22 (15.55)				
6	 Edwards (V) Georgia	15	 Australia	0.72		2:17.59 Entry: 2:19.03 (-1.44)
	25m: 13.83	50m: 30.83 (17.00)	75m: 49.11 (18.28)			
	100m: 1:06.31 (17.20)	125m: 1:25.37 (19.06)	150m: 1:45.09 (19.72)			
	175m: 2:02.13 (17.04)	200m: 2:17.59 (15.46)				
7	 Asiata Danielle	17	 Howick Pak...	0.66		2:17.74 Entry: 2:19.69 (-1.95)
	25m: 13.63	50m: 29.81 (16.18)	75m: 47.09 (17.28)			
	100m: 1:03.76 (16.67)	125m: 1:23.94 (20.18)	150m: 1:44.83 (20.89)			
	175m: 2:01.60 (16.77)	200m: 2:17.74 (16.14)				

8	 Quayle Bridie	16	 Wharenui S...	0.79	2:18.22 Entry: 2:17.42 (+0.80)
	25m: 13.67 100m: 1:04.17 (16.46) 175m: 2:02.03 (17.34)	50m: 30.26 (16.59) 125m: 1:24.15 (19.98) 200m: 2:18.22 (16.19)	75m: 47.71 (17.45) 150m: 1:44.69 (20.54)		
9	 Lyles Jasmine	17	 Phoenix Aq...	0.68	2:22.61 Entry: 2:19.99 (+2.62)
	25m: 13.69 100m: 1:07.37 (18.08) 175m: 2:05.69 (18.69)	50m: 30.08 (16.39) 125m: 1:26.60 (19.23) 200m: 2:22.61 (16.92)	75m: 49.29 (19.21) 150m: 1:47.00 (20.40)		
10	 van Veldhuizen Breeze	16	 Heretaunga...	0.74	2:24.44 Entry: 2:20.04 (+4.40)
	25m: 13.54 100m: 1:05.28 (17.19) 175m: 2:07.40 (17.98)	50m: 29.84 (16.30) 125m: 1:26.81 (21.53) 200m: 2:24.44 (17.04)	75m: 48.09 (18.25) 150m: 1:49.42 (22.61)		
11	 Pressler (V) Kalyce	20	 Australia	0.71	2:16.81 Entry: 2:19.87 (-3.06)
	25m: 13.52 100m: 1:05.01 (17.31) 175m: 2:00.68 (17.62)	50m: 29.55 (16.03) 125m: 1:24.01 (19.00) 200m: 2:16.81 (16.13)	75m: 47.70 (18.15) 150m: 1:43.06 (19.05)		
12	 Wilson Sarah	21	 Vikings Swi...	0.68	2:18.26 Entry: 2:22.06 (-3.80)
	25m: 13.13 100m: 1:05.34 (17.88) 175m: 2:01.99 (17.31)	50m: 29.73 (16.60) 125m: 1:24.54 (19.20) 200m: 2:18.26 (16.27)	75m: 47.46 (17.73) 150m: 1:44.68 (20.14)		
13	 Champion Alex	18	 United Swi...	0.71	2:20.63 Entry: 2:20.84 (-0.21)
	25m: 13.61 100m: 1:04.39 (17.02) 175m: 2:03.97 (17.23)	50m: 29.80 (16.19) 125m: 1:25.31 (20.92) 200m: 2:20.63 (16.66)	75m: 47.37 (17.57) 150m: 1:46.74 (21.43)		
14	 Riley Ariella	16	 Hamilton Aq...	0.74	2:21.62 Entry: 2:20.64 (+0.98)
	25m: 14.18 100m: 1:06.67 (17.37) 175m: 2:06.34 (17.19)	50m: 31.19 (17.01) 125m: 1:28.03 (21.36) 200m: 2:21.62 (15.28)	75m: 49.30 (18.11) 150m: 1:49.15 (21.12)		
15	 Bates Olivia	16	 North Shor...	0.74	2:21.79 Entry: 2:20.75 (+1.04)
	25m: 14.28 100m: 1:07.43 (17.42) 175m: 2:06.37 (17.43)	50m: 31.30 (17.02) 125m: 1:28.13 (20.70) 200m: 2:21.79 (15.42)	75m: 50.01 (18.71) 150m: 1:48.94 (20.81)		
16	 Yamagami Kiri	15	 Club 37	0.75	2:23.96 Entry: 2:23.84 (+0.12)
	25m: 14.10 100m: 1:08.17 (18.65) 175m: 2:08.02 (17.12)	50m: 31.36 (17.26) 125m: 1:28.78 (20.61) 200m: 2:23.96 (15.94)	75m: 49.52 (18.16) 150m: 1:50.90 (22.12)		
17	 McIntosh Alex	15	 United Swi...	0.67	2:26.70 Entry: 2:23.47 (+3.23)
	25m: 14.23 100m: 1:10.15 (18.59) 175m: 2:10.30 (18.21)	50m: 31.92 (17.69) 125m: 1:31.12 (20.97) 200m: 2:26.70 (16.40)	75m: 51.56 (19.64) 150m: 1:52.09 (20.97)		
18	 Hingston Freya	17	 United Swi...	0.85	2:27.78 Entry: 2:23.32 (+4.46)

25m: 13.79 50m: 30.18 (16.39) 75m: 48.23 (18.05)
100m: 1:06.84 (18.61) 125m: 1:28.25 (21.41) 150m: 1:51.09 (22.84)
175m: 2:10.00 (18.91) 200m: 2:27.78 (17.78)


19  Palmer Luisa

14  Wanaka Sw... 0.70

2:28.24
Entry: 2:24.92 (+3.32)

25m: 14.09 50m: 31.70 (17.61) 75m: 50.90 (19.20)
100m: 1:09.28 (18.38) 125m: 1:31.38 (22.10) 150m: 1:53.81 (22.43)
175m: 2:11.87 (18.06) 200m: 2:28.24 (16.37)

20  Wang Hope

13  Phoenix Aq... 0.79

2:29.52
Entry: 2:25.93 (+3.59)


25m: 15.13 50m: 33.03 (17.90) 75m: 52.42 (19.39)
100m: 1:10.94 (18.52) 125m: 1:32.30 (21.36) 150m: 1:54.16 (21.86)
175m: 2:12.58 (18.42) 200m: 2:29.52 (16.94)


21  Molnar Sophia

17  Wharenui S... 0.77

2:25.68
Entry: 2:27.05 (-1.37)

25m: 13.79 50m: 30.77 (16.98) 75m: 49.44 (18.67)
100m: 1:07.33 (17.89) 125m: 1:28.59 (21.26) 150m: 1:50.41 (21.82)
175m: 2:08.75 (18.34) 200m: 2:25.68 (16.93)

22  Baars Ashlee

16  Vikings Swi... 0.71

2:26.19
Entry: 2:27.09 (-0.90)

25m: 14.98 50m: 32.19 (17.21) 75m: 50.37 (18.18)
100m: 1:07.83 (17.46) 125m: 1:29.32 (21.49) 150m: 1:50.84 (21.52)
175m: 2:09.23 (18.39) 200m: 2:26.19 (16.96)

23  Fisher Jaimee

26  Enterprise ... 0.76

2:26.58
Entry: 2:28.45 (-1.87)

25m: 14.88 50m: 32.09 (17.21) 75m: 51.04 (18.95)
100m: 1:09.80 (18.76) 125m: 1:31.37 (21.57) 150m: 1:53.65 (22.28)
175m: 2:10.71 (17.06) 200m: 2:26.58 (15.87)

24  Delunel (V) Clara

15  New Caled... 0.74

2:27.19
Entry: 2:29.72 (-2.53)

25m: 14.69 50m: 32.47 (17.78) 75m: 51.66 (19.19)
100m: 1:10.08 (18.42) 125m: 1:31.94 (21.86) 150m: 1:53.90 (21.96)
175m: 2:11.33 (17.43) 200m: 2:27.19 (15.86)


25  Vivian Olivia

13  Wharenui S... 0.77

2:27.22
Entry: 2:29.01 (-1.79)

25m: 14.56 50m: 32.12 (17.56) 75m: 51.43 (19.31)
100m: 1:10.43 (19.00) 125m: 1:31.51 (21.08) 150m: 1:53.08 (21.57)
175m: 2:10.98 (17.90) 200m: 2:27.22 (16.24)


26  Carter Scout

16  Ice Breaker... 0.73

2:27.28
Entry: 2:29.38 (-2.10)

25m: 15.15 50m: 33.05 (17.90) 75m: 52.96 (19.91)
100m: 1:11.47 (18.51) 125m: 1:32.35 (20.88) 150m: 1:53.42 (21.07)
175m: 2:11.27 (17.85) 200m: 2:27.28 (16.01)

27  Carter Violet

14  Ice Breaker... 0.74

2:27.32
Entry: 2:26.54 (+0.78)

25m: 14.46 50m: 31.77 (17.31) 75m: 51.54 (19.77)
100m: 1:09.90 (18.36) 125m: 1:31.43 (21.53) 150m: 1:53.66 (22.23)
175m: 2:11.43 (17.77) 200m: 2:27.32 (15.89)

28  Uys Heidi

18  Swim Timaru 0.75

2:27.55
Entry: 2:31.16 (-3.61)

25m: 14.80 50m: 32.52 (17.72) 75m: 51.65 (19.13)
100m: 1:10.29 (18.64) 125m: 1:30.92 (20.63) 150m: 1:52.21 (21.29)

175m: 2:10.41 (18.20)

200m: 2:27.55 (17.14)

29



Nadilo Marina

15



Nga Tai Tu...

0.79

2:28.08

Entry: 2:29.41 (-1.33)

25m: 14.23

50m: 31.40 (17.17)

75m: 50.20 (18.80)

100m: 1:08.52 (18.32)

125m: 1:30.81 (22.29)

150m: 1:53.73 (22.92)

175m: 2:11.49 (17.76)

200m: 2:28.08 (16.59)

30



Croft Amelia

16



Manurewa ...

0.92

2:30.43

Entry: 2:29.89 (+0.54)

25m: 15.14

50m: 33.48 (18.34)

75m: 53.69 (20.21)

100m: 1:11.81 (18.12)

125m: 1:33.60 (21.79)

150m: 1:55.90 (22.30)

175m: 2:13.46 (17.56)

200m: 2:30.43 (16.97)